
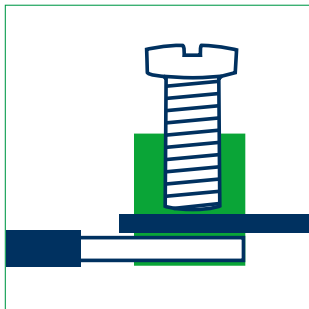


CONTA-CONNECT

DOUBLE-LEVEL TERMINAL BLOCKS **SRKD** | **SSLD**




Double-level terminal blocks SRKD|SSLD



CONTA-CLIP offers an innovative line of double-level feed-through terminals **SRKD** and protective-earth terminals **SRKD** featuring the proven screw-connection system for cross-sections ranging from 0.5 mm² to 10 mm². The screw-connection mechanism is easy to operate and can be used to establish a quick, safe connection using solid and flexible wires with or without wire-end ferrules. The protective-earth terminals feature a PE foot contact that is snapped on without screws, ensuring mechanical and electrical safety.

Our well-designed line of accessories allows you to significantly reduce your installation and storage costs. The **SQI** pluggable cross-connection system can be used to multiply potential voltages horizontally. All of the insulating materials used in this product line are free of pollutants. They also comply with flammability class V0 (self-extinguishing) according to UL 94.



Features:

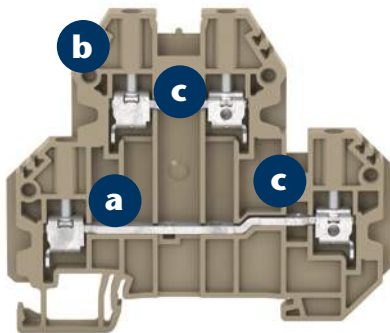
- Feed-through and PE terminals up to 10 mm²
- Pluggable cross-connection system
- 30-pole cross-connector for rated cross-sections of 2.5 mm² – 10 mm²
- PE foot contact on both sides – can be snapped on (no screws)

Double-level terminal blocks SRKD|SSLD

a The connection | contact reliability

The clamping yoke transmits pressure from the screw to clamp the conductor against the busbar. The required contact force is generated by the torque applied to the screw.

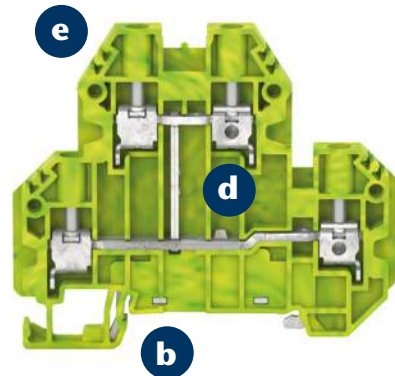
- Rising clamp design
- High contact force and contact security | Minimal contact resistance
- Clear separation of electrical and mechanical functions
- Clamping yoke made from hardened steel: galvanized, chrome-plated and additionally thick-film passivated
- Busbars made of copper with tin surface treatment
- Resistant to vibration and maintenance-free
- Corrosion-free
- Low voltage drop
- Compact design
- Foot can be snapped on TS 35 DIN rail



b Easy and safe to wire with an established connection system

The screw-connection mechanism is easy to operate and can be used to establish a quick, safe connection using solid and flexible wires with or without wire-end ferrules.

- Simple and self-explanatory usage
- Can be used around the world
- A connection mechanism that has proven itself in millions of applications
- Generous wire-entry geometry
- Connection of multiple wires is possible
- PE foot contact on both sides – can be snapped on (no screws) to TS 35 x 7.5 and TS 35 x 15 rails.



c Pluggable cross-connection options

Distributing potentials with the pluggable **SQI** cross-connection system is quick and easy. At the upper level, the two cross-connection channels can be used to carry two voltage potentials. The lower level can be used to carry one voltage potential.

- Cross-connectors available with 2 – 10 and 30 poles for 2.5 mm², 4 mm² and 10 mm² terminals
- Easy to insert and thus quicker to install
- No insulation plate or partition plate is required between neighbouring cross-connections, since the **SQI** has a touch-safe protective design
- Cross-connection **SQI** can carry the full rated current and voltage of the corresponding terminal block.
- Individual terminals can be skipped over by breaking out contact pins in the cross-connector

d Housing insulation material

- Polyamide PA6.6 UL 94, flammability class V0, self-extinguishing without burning drops
- Free of hazardous materials such as halogen or phosphor
- Creepage resistance: CTI 600
- Operating temperature from -40 °C to +120 °C

e Marking options

The standard terminals feature four labelling channels (two per level). They can be fitted with four **PMC SB** or **PMC BSTR** tags.

Double-level terminal blocks SRKD|SSLD

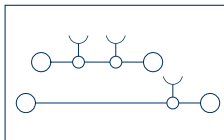
Screw connection system



- Foot can be snapped on TS35 DIN rail
- Housing made from polyamide 6.6 UL 94-V0

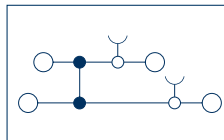
Connection diagram

SRKD 2.5



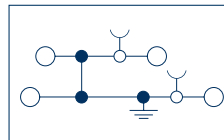
Feed-through terminal
2x2 connections

SRKD 2.5/SV



Feed-through terminal
4 connections

SSLD 2.5



Protective earth terminal
4 connections

Connection type

Size (L x W x H)

Type

Type Colour

Cat. no.

Type Colour

Cat. no.

Colour variants

Ratings

Rated voltage, V

Rated current, A | Max. current capacity, A

Rated wire cross-section, mm² | AWG

Rated impulse voltage, kV | Contamination degree

Plug gauge acc. to EN 60 947-1 | Flamm. class acc. to UL 94

Connection data

Single wire (solid) | stranded (flexible), mm²

Finely-stranded | finely-stranded (w/ferrules acc. to DIN 46 228/1), mm²

Contact wire range, mm²

Stripping length, mm

Torque, Nm | Screw

Features:

Material of insulated housing | Temperature range

Number of cross-connection channels | Test pick-off option

Accessories

End plate SAPD

Cat. no.

Insulating cap SQIK for cross-connector

Cat. no.

Insulated cross-connection SQI

Cat. no.

2 poles

Insulated cross-connection SQI

Cat. no.

3 poles

Insulated cross-connection SQI

Cat. no.

4 poles

Insulated cross-connection SQI

Cat. no.

5 poles

Insulated cross-connection SQI

Cat. no.

6 poles

Insulated cross-connection SQI

Cat. no.

7 poles

Insulated cross-connection SQI

Cat. no.

8 poles

Insulated cross-connection SQI

Cat. no.

9 poles

Insulated cross-connection SQI

Cat. no.

10 poles

Insulated cross-connection SQI

Cat. no.

30 poles

End stop SES

Cat. no.

Screwdriver SDB

Cat. no.

Quick marking PMC SB

Cat. no.

Screw connection

76 x 5.1 x 65

Screw connection

76 x 5.1 x 65

Screw connection

76 x 5.1 x 65

Screw connection

76 x 5.1 x 65

Screw connection

76 x 5.1 x 65

Screw connection

76 x 5.1 x 65

Screw connection

76 x 5.1 x 65

Screw connection

76 x 5.1 x 65

Screw connection

76 x 5.1 x 65

Screw connection

76 x 5.1 x 65

Screw connection

76 x 5.1 x 65

Screw connection

76 x 5.1 x 65

Screw connection

76 x 5.1 x 65

Screw connection

76 x 5.1 x 65

Screw connection

76 x 5.1 x 65

Screw connection

76 x 5.1 x 65

Screw connection

76 x 5.1 x 65

Screw connection

76 x 5.1 x 65

Screw connection

76 x 5.1 x 65

Screw connection

76 x 5.1 x 65

Screw connection

76 x 5.1 x 65

Screw connection

76 x 5.1 x 65

Screw connection

76 x 5.1 x 65

Screw connection

76 x 5.1 x 65

Screw connection

76 x 5.1 x 65

Screw connection


76 x 5.1 x 65

Screw connection

76 x 5.1 x 65

SRKD 4	SRKD 4/SV	SSLD 4	SRKD 10	SRKD 10/SV	SSLD 10
Feed-through terminal 2x2 connections	Feed-through terminal 4 connections	Protective earth terminal 4 connections	Feed-through terminal 2x2 connections	Feed-through terminal 4 connections	Protective earth terminal 4 connections
Screw connection 76 x 6.1 x 65	Screw connection 76 x 6.1 x 65	Screw connection 76 x 6.1 x 65	Screw connection 76 x 10.1 x 68	Screw connection 76 x 10.1 x 68	Screw connection 76 x 10.1 x 68
Qty.	Qty.	Qty.	Qty.	Qty.	Qty.
SRKD 4 BG 17185.2 50	SRKD 4/SV BG 17186.2 50	SSLD 4 GNYE 17187.2 50	SRKD 10 BG 17190.2 50	FSRKD 10/SV BG 17191.2 50	SSLD 10 GNYE 17192.2 50
SRKD 4 BU 17185.5 50	SRKD 4/SV BU 17185.5 50		SRKD 10 BU 17190.5 50	SRKD 10/SV BU 17191.5 50	
② ⑤	② ⑤	②	② ⑤	② ⑤	②
IEC* UL* CSA*	IEC* UL* CSA*	IEC* UL* CSA*	IEC* UL* CSA*	IEC* UL* CSA*	IEC* UL* CSA*
1000 600 600	1000 600 600		1000 600 600	1000 600 600	
32 41 30 30	32 41 30 30		57 76 65 65	57 76 65 65	
4 26-10	4 26-10	4 26-10	16 18-6	16 18-6	16 18-6
8 3	8 3	8 3	8 3	8 3	8 3
A4 V0	A4 V0	A4 V0	B7 V0	B7 V0	B7 V0
0.2-6 -	0.2-6 -	0.2-6 -	0.2-16 0.2-16	0.2-16 0.2-16	0.2-16 0.2-16
0.2-6 0.2-4	0.2-6 0.2-4	0.2-6 0.2-4	0.2-16 0.2-10	0.2-16 0.2-10	0.2-16 0.2-10
0.2-6	0.2-6	0.2-6	0.6-16	0.6-16	0.6-16
10	10	10	10	10	10
0.5-1.0 Slotted M 3	0.5-1.0 Slotted M 3	0.5-1.0 Slotted M 3	2.0-4.0 Slotted M 4	2.0-4.0 Slotted M 4	2.0-4.0 Slotted M 4
PA 6.6 -40 to +120°C	PA 6.6 -40 to +120°C	PA 6.6 -40 to +120°C	PA 6.6 -40 to +120°C	PA 6.6 -40 to +120°C	PA 6.6 -40 to +120°C
3 1	2 1	2 1	3 1	2 1	2 1
Qty.	Qty.	Qty.	Qty.	Qty.	Qty.
SAPD 2.5-4 BG 17292.2 20	SAPD 2.5-4 BG 17292.2 20	SAPD 2.5-4 BG 17292.2 20	SAPD 10 BG 17293.2 20	SAPD 10 BG 17293.2 20	SAPD 10 BG 17293.2 20
SQIK 2.5-10 YE 17200.8 20	SQIK 2.5-10 YE 17200.8 20	SQIK 2.5-10 YE 17200.8 20	SQIK 2.5-10 YE 17200.8 20	SQIK 2.5-10 YE 17200.8 20	SQIK 2.5-10 YE 17200.8 20
SQI 4/2 YE 17211.8 50	SQI 4/2 YE 17211.8 50	SQI 4/2 YE 17211.8 50	SQI 10/2 YE 17231.8 50	SQI 10/2 YE 17231.8 50	SQI 10/2 YE 17231.8 50
SQI 4/3 YE 17212.8 50	SQI 4/3 YE 17212.8 50	SQI 4/3 YE 17212.8 50	SQI 10/3 YE 17232.8 50	SQI 10/3 YE 17232.8 50	SQI 10/3 YE 17232.8 50
SQI 4/4 YE 17213.8 20	SQI 4/4 YE 17213.8 20	SQI 4/4 YE 17213.8 20	SQI 10/4 YE 17233.8 20	SQI 10/4 YE 17233.8 20	SQI 10/4 YE 17233.8 20
SQI 4/5 YE 17214.8 20	SQI 4/5 YE 17214.8 20	SQI 4/5 YE 17214.8 20	SQI 10/5 YE 17234.8 20	SQI 10/5 YE 17234.8 20	SQI 10/5 YE 17234.8 20
SQI 4/6 YE 17215.8 20	SQI 4/6 YE 17215.8 20	SQI 4/6 YE 17215.8 20	SQI 10/6 YE 17235.8 20	SQI 10/6 YE 17235.8 20	SQI 10/6 YE 17235.8 20
SQI 4/7 YE 17216.8 20	SQI 4/7 YE 17216.8 20	SQI 4/7 YE 17216.8 20	SQI 10/7 YE 17236.8 20	SQI 10/7 YE 17236.8 20	SQI 10/7 YE 17236.8 20
SQI 4/8 YE 17217.8 10	SQI 4/8 YE 17217.8 10	SQI 4/8 YE 17217.8 10	SQI 10/8 YE 17237.8 10	SQI 10/8 YE 17237.8 10	SQI 10/8 YE 17237.8 10
SQI 4/9 YE 17218.8 10	SQI 4/9 YE 17218.8 10	SQI 4/9 YE 17218.8 10	SQI 10/9 YE 17238.8 10	SQI 10/9 YE 17238.8 10	SQI 10/9 YE 17238.8 10
SQI 4/10 YE 17219.8 10	SQI 4/10 YE 17219.8 10	SQI 4/10 YE 17219.8 10	SQI 10/10 YE 17239.8 10	SQI 10/10 YE 17239.8 10	SQI 10/10 YE 17239.8 10
SQI 4/30 YE 17220.8 5	SQI 4/30 YE 17220.8 5	SQI 4/30 YE 17220.8 5	SQI 10/30 YE 17240.8 5	SQI 10/30 YE 17240.8 5	SQI 10/30 YE 17240.8 5
SES 35 BG 17250.2 50	SES 35 BG 17250.2 50	SES 35 BG 17250.2 50	SES 35 BG 17250.2 50	SES 35 BG 17250.2 50	SES 35 BG 17250.2 50
SDB 0.6x3.5 1086.0 1	SDB 0.6x3.5 1086.0 1	SDB 0.6x3.5 1086.0 1	SDB 0.8x4.0 1087.0 1	SDB 0.8x4.0 1087.0 1	SDB 0.8x4.0 1087.0 1
PMC SB 6/50 WH 4702.7 500	PMC SB 6/50 WH 4702.7 500	PMC SB 6/50 WH 4702.7 500	PMC SB 8/50 WH 9323.7 500	PMC SB 8/50 WH 9323.7 500	PMC SB 8/50 WH 9323.7 500

*Approvals applied for!




www.conta-clip.com

This document contains supplemental information describing our connection system product portfolio.

For the entire product range, please refer to our main catalogue CONTA-CONNECT, or check our web page at www.conta-clip.com.

CONTA-CONNECT
[Connection Systems]



CONTA-ELECTRONICS
[Electronics]



CONTA-CON
[PCB Connectors]



EN 11|14 Errors, changes and omissions excepted. All rights reserved.



Otto-Hahn-Str. 7
D-33161 Hövelhof

Phone +49(0)5257.9833-0
Fax +49(0)5257.9833-33

info@conta-clip.com
www.conta-clip.com